



premium architectural masonry units

Shapes and Sizes Coding System

All units are nominal 8" and 16" lengths unless modified by symbols as noted below. In some instances, only the first two (2) symbols will be used. Other symbols are added as required.

The coding system is based on a series of symbols that define the size, general type, cap or jamb variance from standard length and return.

- 1. The 1st part is the number denoting the **nominal thickness:**

1", 2", 4", 6", 8", 10" and 12"

- 2. The 2nd part is the letter or combination of letters denoting the general **type of unit.**

S = Stretcher

C = Cap or Sill

G = Cove Base

J = Jamb

T = Two-Faced

V = Vertically Coursed Unit

U = Bond Beam Unit (specify open or solid bottom)

X = Partially Unglazed Face

CC = Capped Both Sides

- 3. The 3rd part is a letter indicating whether the **cap or jamb** unit is bull nose or square. In all cases, this letter immediately follows the symbol describing the type of return unit.

P = Square

O = Bullnose

- 4. The **4th part** is a number denoting **length of the unit** varying from the standard 16" length.

Example: 4CP8 is a 4" thick square corner cap that is 8" long.

- 5. The **5th part** is a letter denoting the hand of the appropriate return unit.

R = Right Hand L = Left Hand

- 6. SPECIAL NOTE: For unit heights varying from the nominal 8", the numeral denoting height immediately follows the numeral denoting thickness.

Example: 84GJO is a nominal 8" thick, 4" high, bullnose, corner, base jamb unit.

- 7. DA# denotes the **scoring pattern.** (See Page AG 28)

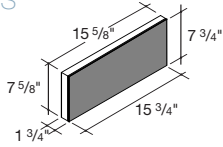


premium architectural masonry units

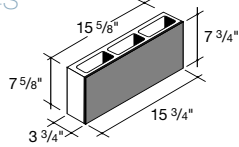
Shapes & Sizes Astra-Glaze-SW+®

Stretcher

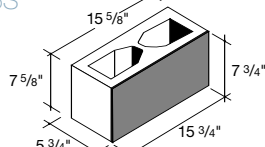
2S



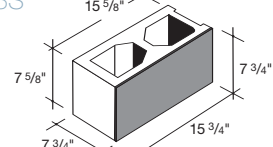
4S



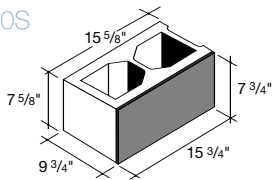
6S



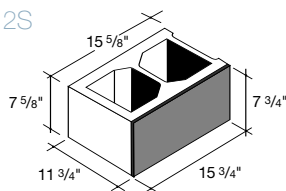
8S



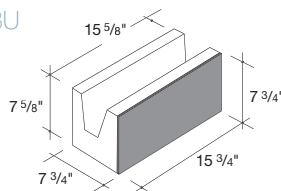
10S



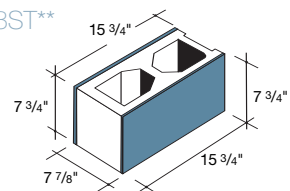
12S



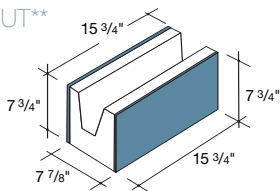
8U



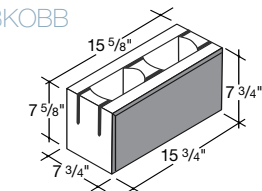
8ST**



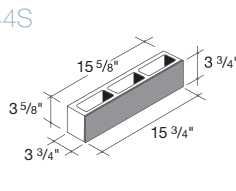
8UT**



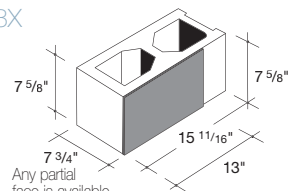
8KOB



44S



8X



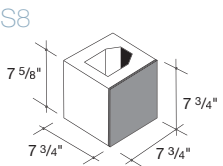
Also available in 4, 6, 10 & 12" thickness.

Also available in 6, 10 & 12" thickness.

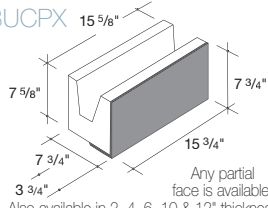
Also available in 2, 6, 8, 10 & 12" thickness.

Any partial face is available. Also available in 2, 4, 6, 10 & 12" thickness.

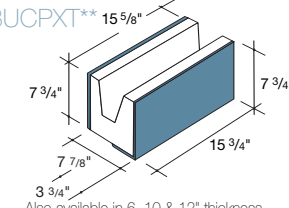
8S8



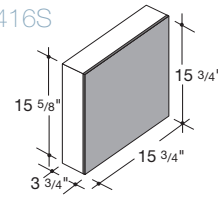
8UCPX



8UCPXT**



416S

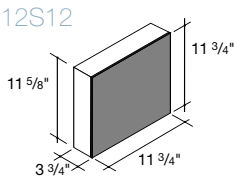


Also available in 2, 4, 6, 10 & 12" thickness.

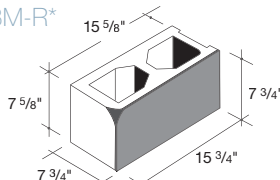
Any partial face is available. Also available in 2, 4, 6, 10 & 12" thickness.

Also available in 6, 10 & 12" thickness.

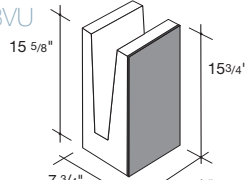
412S12



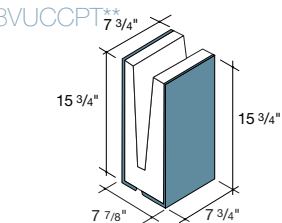
8M-R*



8VU



8VUCCPT**

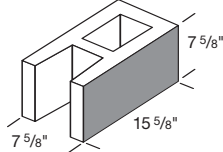


Also available in 2, 4, 6, 10 & 12" thickness.

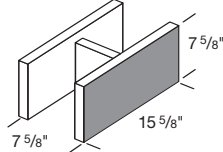
Also available in 6, 10 & 12" thickness.

Open Ended Bond Beams (Available from the Phoenix, AZ facility only.)

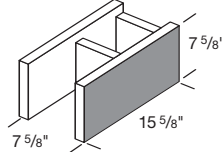
OE1E



DCBB OE2E



DCBB OE1E



Also available in 4, 6, 10 & 12" thickness.

Note: Not all sizes are shown in this brochure. Please consult your nearest manufacturing facility.

* Specify left or right (L or R)

** See cautionary note regarding double-faced units in Installation Recommendations on Specifications Page.

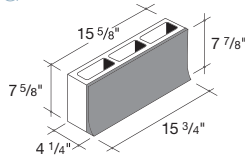


premium architectural masonry units

Shapes & Sizes Astra-Glaze-SW+®

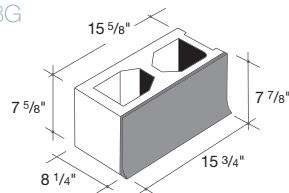
Cove Base

4G



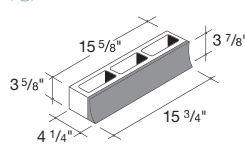
Also available in 2, 6, 8, 10 & 12" thickness.

8G



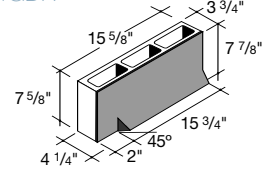
Also available in 2, 4, 6, 10 & 12" thickness.

44G



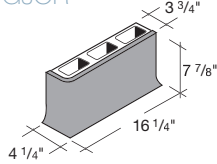
Also available in 2, 6, 8, 10 & 12" thickness.

4GDR*



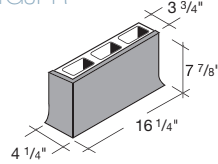
Also available in 2, 6, 8, 10 & 12" thickness.

4GJOR*



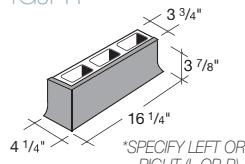
Also available in 2" thickness.

4GJPR*



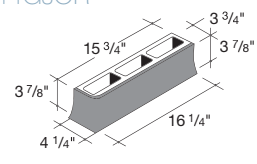
Also available in 2" thickness.

44GJPR*



Also available in 2" thickness.

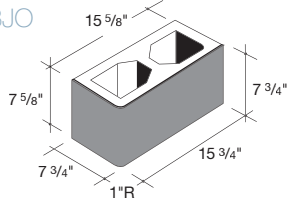
44GJOR*



Also available in 2" thickness.

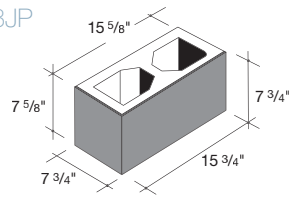
Jamb

8JO



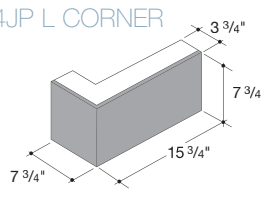
Also available in 2, 4 & 6" thickness.

8JP



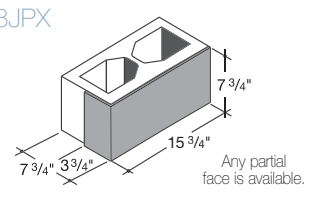
Also available in 2, 4 & 6" thickness.

4JP L CORNER



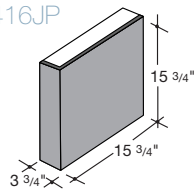
Also available in JO Corner.

8JPX



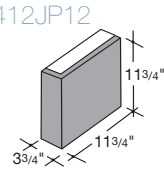
Also available in 4, 6, 10 & 12" thickness & JO Corner.

416JP



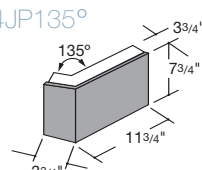
Also available in JO Corner.

412JP12



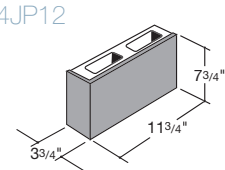
Also available in JO Corner.

4JP135°



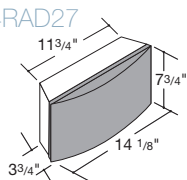
Also available in 6 & 8" thickness.

4JP12



Also available in JO Corner.

4RAD27



27" Radius Block

* Specify left or right (L or R)



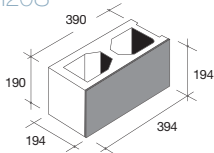
premium architectural masonry units

Shapes & Sizes Astra-Glaze-SW+®

Metric shapes/sizes are available

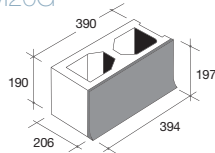
See your Trenwyth representative for details on metric shapes and sizes

M20S

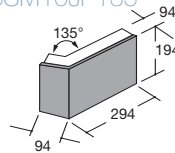


Also available in 5, 10, 15, 25, 35 cm thicknesses

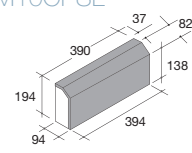
M20G



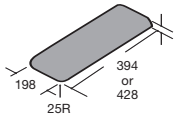
6SM10JP135°



M10CPSL

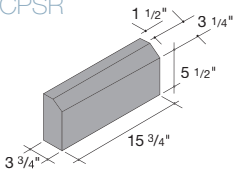


M520CCJO

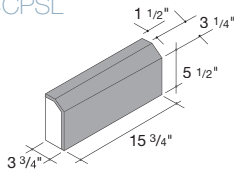


Caps *specify left or right (L or R)

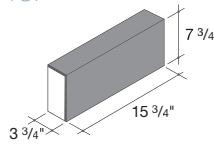
4CPSR



4CPSL

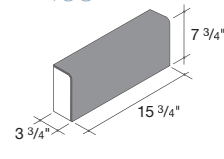


4CP



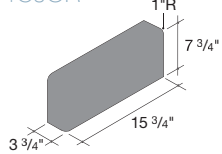
Also available in 2, 6 & 8" thickness.

4CO



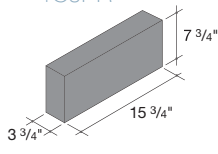
Also available in 2, 6 & 8" thickness.

4CJOR*



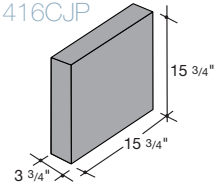
Also available in 2" thickness.

4CJPR*



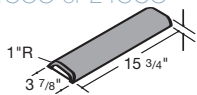
Also available in 2" thickness.

416CJP

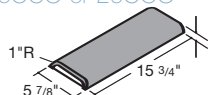


1" and 2" shapes series

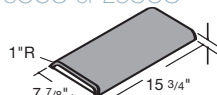
14CCO or 24CCO



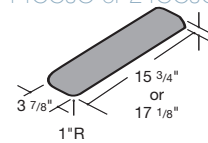
16CCO or 26CCO



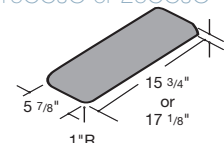
18CCO or 28CCO



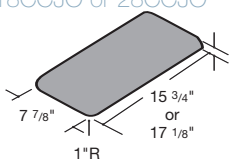
14CCJO or 24CCJO



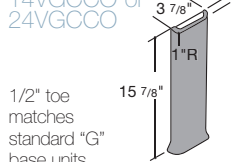
16CCJO or 26CCJO



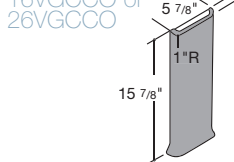
18CCJO or 28CCJO



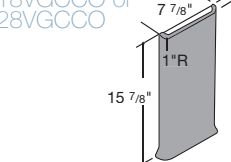
14VGCCO or 24VGCCO



16VGCCO or 26VGCCO



18VGCCO or 28VGCCO



- **Score Dimensions.** The width of the score on the Astra-Glaze-SW+ face is 1/4" and it is cut after the glazed face is molded.
- **Score on the backside of block.** The unglazed back side of Astra-Glaze-SW+ blocks can be scored. The score, however, is 3/8" wide which is standard for raw blocks.
- **Tuckpoint and scored joints.** All scored joints must be tuckpointed to prevent moisture penetration and to match the real joints between the blocks. This gives a more realistic, pleasing appearance to the finished wall.
- **Special scoring.** Written dimensions and a sketch are required in order to produce special scoring. Limitations: No more than five (5) vertical scores or two (2) horizontal scores are acceptable on the face of a block. **DO NOT USE RAKE JOINTS unless tuckpointing with epoxy.**

